



## Instructions for Assembling Alphabet Books

- Download and print one copy of the booklet you wish to use.
- Place the master copies into the document feeder tray in the following direction.

Front cover / p. 5 and 2




Inside pages 1,6 and 3,4

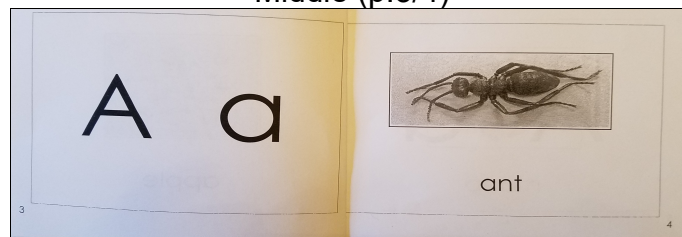


- Copy the pages back to back.. (1 sided to 2 sided)
- Cut the single sheet in half - 4¼ x11.
- Place in page order, fold and staple.

Front



Middle (p.3/4)



Back

